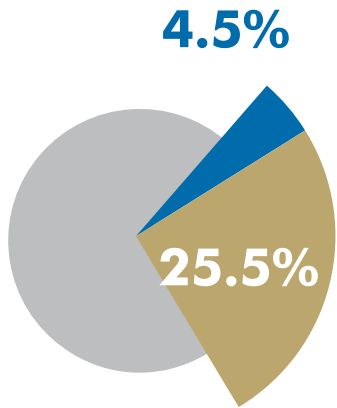




Public Placement Subscription

**19 Times**



**Public Placement**

**17,820,000** Shares

Value **EGP 106.2 M**

09/04/17

**Private Placement**

**100,980,000** Shares

Value **EGP 601.8 M**

09/04/17

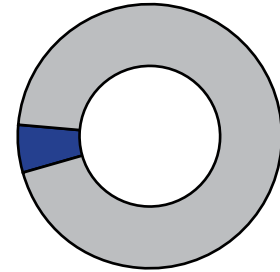
Private Placement Subscription

**9 Times**

## Investors Participating in Public & Private Placements

New Investors

**5.7%**

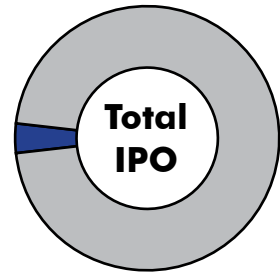


Existing Investors

**94.3%**

**Bought**

**3.4%**



Total IPO

**96.6%**

## Investors' Nationalities in Public & Private Placements

**Egyptians**



**Arabs**



**Foreigners**



Public Placement

**4.5%**

**1,995**

**Investors**

Shares (Million) **16.0**

**1.4**

**0.4**

Investors **1,911**

**68**

**16**

Private Placement

**25.5%**

**123**

**Investors**

Shares (Million) **19.7**

**33.8**

**47.5**

Investors **67**

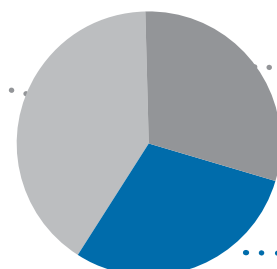
**30**

**26**

## Investors Participating in Private & Public Offering by Nationality

Foreigners

**40.3%**



Arabs

**29.6%**

Egyptians

**30.0%**